

Mandate Overview

Start Date	Oct 01, 2019
Asset Category	Capital Appreciation
Risk Profile	High Risk
Minimum	\$50,000 CDN

Manager Profile

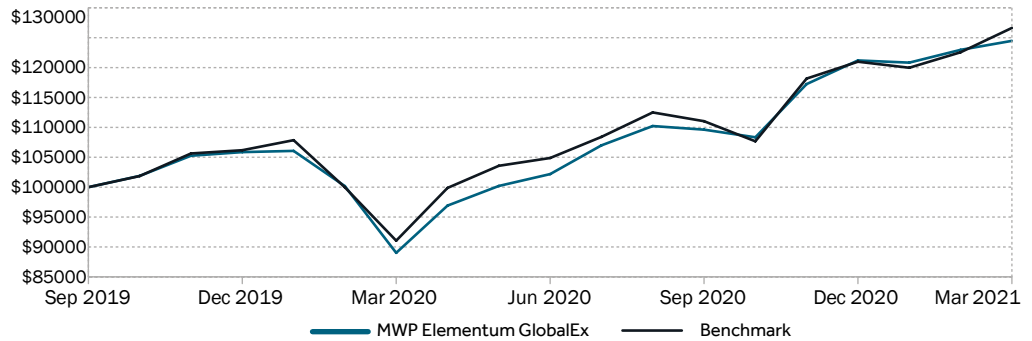
Portfolio Manager	Markus Muhs
Experience	5+ Years
Phone	780-408-1502
Email	mmuhs@cgf.com
Location	Edmonton, AB

Strategy

The MWP Elementum Global Explorer Portfolio (GlobalEx) is an evidence-based aggressive growth mandate that seeks to maximize long term growth, with little concern for short to medium-term fluctuations in the portfolio. It is intended for investors with a minimum 20 year time horizon, which means investors have to be willing to accept a potential negative return after being invested in the portfolio for 10+ years. The portfolio is built in a very cost-effective way, using index ETFs at the core and some smaller allocations to active fund or individual stocks on the periphery. Within the equity component of the portfolio we aim to keep an allocation balanced between smaller and larger companies, as well as growth to value companies. The portfolio is rebalanced quarterly, at minimum, with some allowance for tactical shifts, from a minimum 70% in equities to a maximum 100%, with the difference potentially held in a combination of cash, income investments, or alternative investments.

Historical Performance (Gross of Fees)

Growth of \$100,000



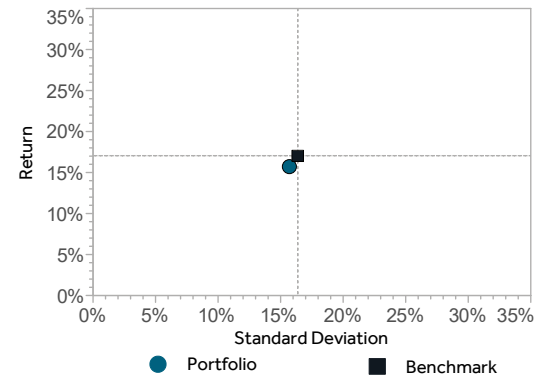
Returns	YTD	2020
Portfolio	2.70%	14.48%
Benchmark	4.68%	13.94%

Risk/Return Characteristics*

	Portfolio	Benchmark
1 yr. return	39.84%	39.09%
3 yr. return	N/A	N/A
5 yr. return	N/A	N/A
10 yr. return	N/A	N/A
Since Inception Return	15.71%	17.05%
Standard Deviation	15.70%	16.37%
Alpha	0.01%	-
Beta	0.93	-
Maximum Drawdown	-16.08%	-15.59%
Upside Capture	88.61%	-
Downside Capture	89.33%	-

*annualized period returns and since inception analytics

Return vs. Standard Deviation (Risk)



Asset Class Breakdown

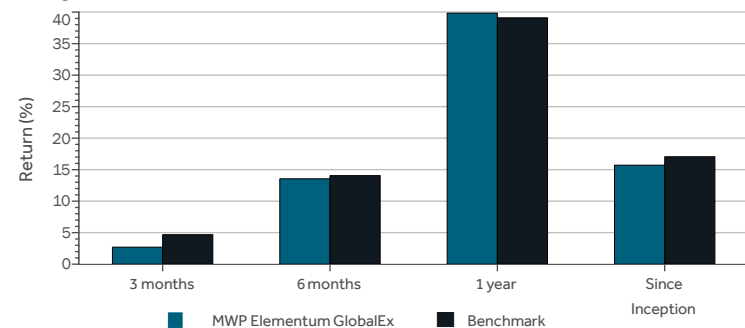
Asset Class Breakdown	% Weight
Canadian Equities	19.00
U.S Equities	38.50
International Equities	33.00
Total Equity	90.50
Fixed Income & Preferred Shares	0.50
Cash and Equivalent	9

Benchmark: 100% MSCIw

Return Data Source: Returns are gross, composite time-weighted returns in C\$. The information herein has been obtained from sources that Canaccord Genuity Wealth Management believe to be reliable. However, Canaccord Genuity Wealth Management does not guarantee its accuracy or completeness and is not responsible for any errors or omissions. Reported returns and analytics are calculated on a time-weighted basis, are gross of fees but net of transactions costs, and are annualized for periods of longer than 12 months, unless otherwise stated. Past performance is not necessarily indicative of future results. Canaccord Genuity Wealth Management is a division of Canaccord Genuity Corp., Member of the Canadian Investor Protection Fund. Independent Wealth Management advisors are registered with IIROC through Canaccord Genuity Corp. and operate as agents of Canaccord Genuity Corp.

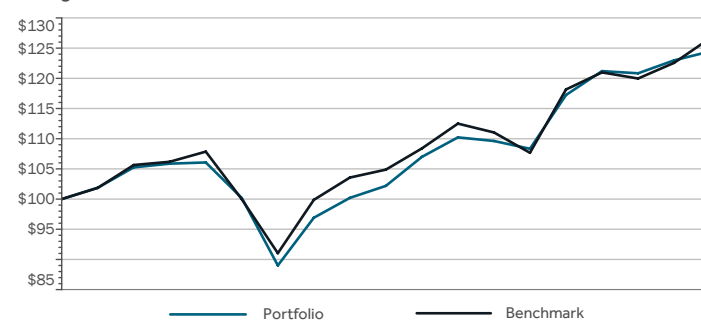
Performance

Manager vs Benchmark: Return

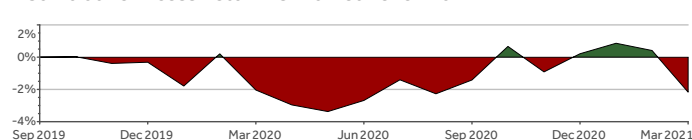


	3 months	6 months	1 year	Since Inception
MWP Elementum GlobalEx	2.70	13.55	39.84	15.71
Benchmark	4.68	14.05	39.09	17.05

Manager Performance

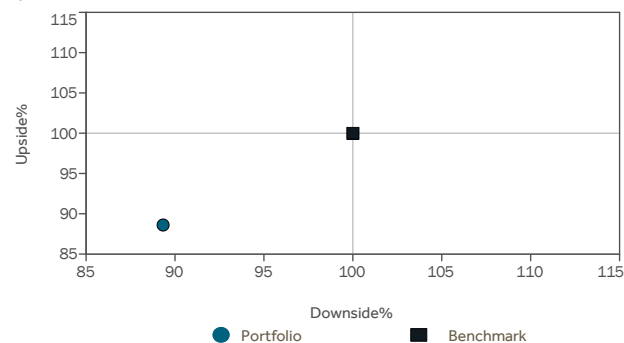


Cumulative Excess Return vs. Market Benchmark

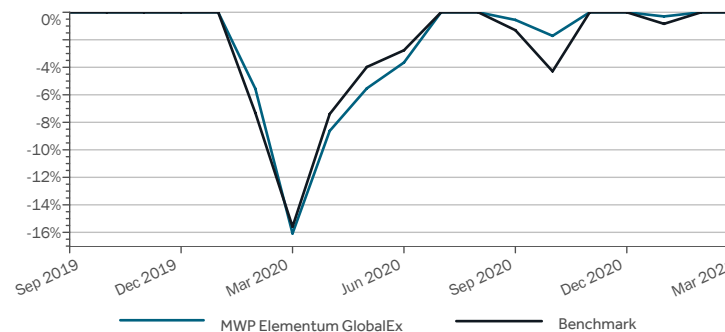


Risk

Upside / Downside



Drawdown



Periodic Returns

January, 2019 - March, 2021

		Jan	Feb	Mar	Q1	Apr	May	Jun	Q2	Jul	Aug	Sep	Q3	Oct	Nov	Dec	Q4	Year
MWP Elementum GlobalEx	2021	-0.30	1.77	1.22	2.70	-	-	-	-	-	-	-	-	-	-	-	-	2.70
	2020	0.19	-5.55	-11.15	-15.92	8.88	3.39	1.99	14.81	4.70	3.02	-0.55	7.27	-1.17	8.22	3.37	10.56	14.48
	2019	-	-	-	-	-	-	-	-	-	-	-	-	-	1.88	3.31	0.58	5.86
Benchmark	2021	-0.84	2.16	3.33	4.68	-	-	-	-	-	-	-	-	-	-	-	-	4.68
	2020	1.58	-7.31	-8.93	-14.25	9.70	3.70	1.26	15.19	3.36	3.78	-1.30	5.87	-3.03	9.74	2.39	8.96	13.94
	2019	-	-	-	-	-	-	-	-	-	-	-	-	-	1.85	3.72	0.51	6.18

Benchmark: 100% MSCIw

Return Data Source: Returns are gross, composite time-weighted returns in C\$. The information herein has been obtained from sources that Canaccord Genuity Wealth Management believe to be reliable. However, Canaccord Genuity Wealth Management does not guarantee its accuracy or completeness and is not responsible for any errors or omissions. Reported returns and analytics are calculated on a time-weighted basis, are gross of fees but net of transactions costs, and are annualized for periods of longer than 12 months, unless otherwise stated. Past performance is not necessarily indicative of future results. Canaccord Genuity Wealth Management is a division of Canaccord Genuity Corp., Member of the Canadian Investor Protection Fund. Independent Wealth Management advisors are registered with IIROC through Canaccord Genuity Corp. and operate as agents of Canaccord Genuity Corp.