

## Mandate Overview

Start Date	May 01, 2019
Asset Category	Balanced Growth
Risk Profile	Medium
Minimum	\$50,000 CDN

## Manager Profile

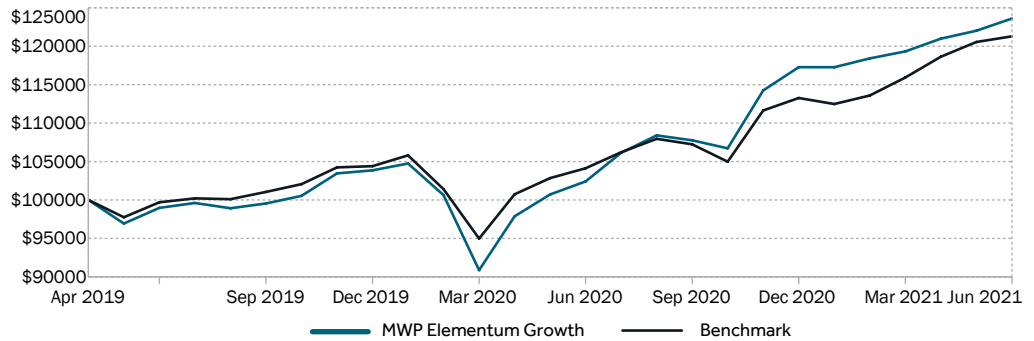
Portfolio Manager	Markus Muhs
Experience	5+ Years
Phone	780-408-1502
Email	mmuhs@cgf.com
Location	Edmonton, AB

## Strategy

The MWP Elementum Growth Portfolio is an evidence-based balanced growth mandate that aims to balance three factors that have been found to be the primary drivers behind risk and return: equity allocation, value versus growth stocks, and small/medium versus large stocks. This portfolio is built in a very cost effective way, with index ETFs at the core and some smaller allocations to active funds or individual stocks on the periphery. The portfolio is rebalanced quarterly, at minimum, with some allowance for tactical shifts, from a minimum of 60% in equities to a maximum of 70%.

## Historical Performance (Gross of Fees)

Growth of \$100,000



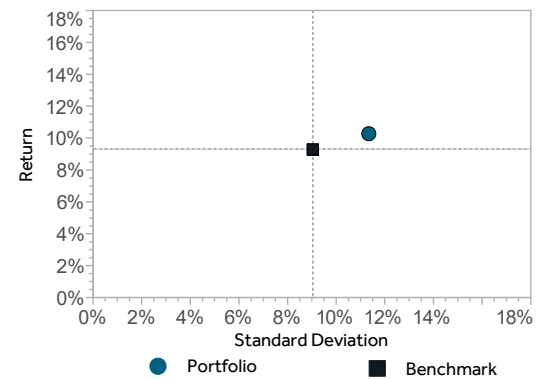
Returns	YTD	2020
Portfolio	5.39%	12.92%
Benchmark	7.08%	8.50%

## Risk/Return Characteristics\*

	Portfolio	Benchmark
1 yr. return	20.69%	16.48%
3 yr. return	N/A	N/A
5 yr. return	N/A	N/A
10 yr. return	N/A	N/A
Since Inception Return	10.27%	9.31%
Standard Deviation	11.34%	9.03%
Alpha	-0.83%	-
Beta	1.21	-
Maximum Drawdown	-13.25%	-10.23%
Upside Capture	115.21%	-
Downside Capture	115.92%	-

\*annualized period returns and since inception analytics

Return vs. Standard Deviation (Risk)



## Asset Class Breakdown

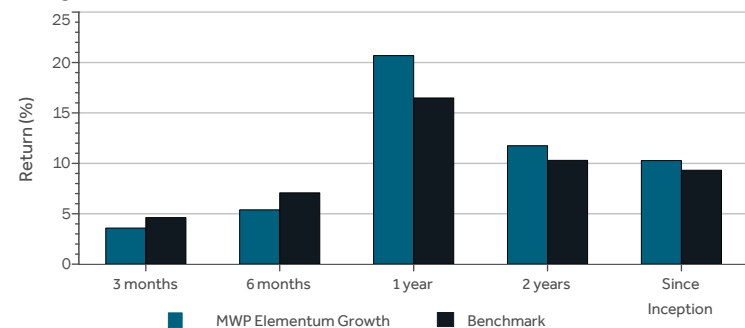
Asset Class Breakdown	% Weight
Canadian Equities	13.00
U.S Equities	27.00
International Equities	23.00
<b>Total Equity</b>	<b>63.00</b>
<b>Fixed Income &amp; Preferred Shares</b>	<b>32.00</b>
<b>Cash and Equivalents</b>	<b>5</b>

Benchmark: 20% FTSETMX91 20% FTSETMXUB 10% TSXCo 25% SP500 25% EAFE

Return Data Source: Returns are gross, composite time-weighted returns in C\$. The information herein has been obtained from sources that Canaccord Genuity Wealth Management believe to be reliable. However, Canaccord Genuity Wealth Management does not guarantee its accuracy or completeness and is not responsible for any errors or omissions. Reported returns and analytics are calculated on a time-weighted basis, are gross of fees but net of transactions costs, and are annualized for periods of longer than 12 months, unless otherwise stated. Past performance is not necessarily indicative of future results. Canaccord Genuity Wealth Management is a division of Canaccord Genuity Corp., Member of the Canadian Investor Protection Fund. Independent Wealth Management advisors are registered with IIROC through Canaccord Genuity Corp. and operate as agents of Canaccord Genuity Corp.

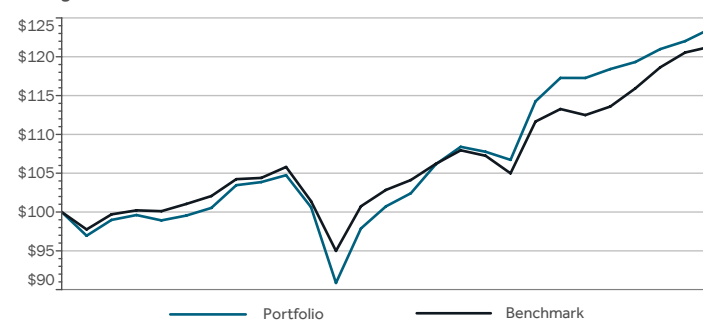
## Performance

Manager vs Benchmark: Return

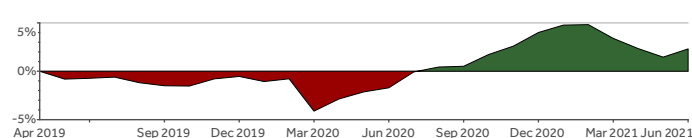


	3 months	6 months	1 year	2 years	Since Inception
MWP Elementum Growth	3.58	5.39	20.69	11.75	10.27%
Benchmark	4.62	7.08	16.48	10.30	9.31%

Manager Performance

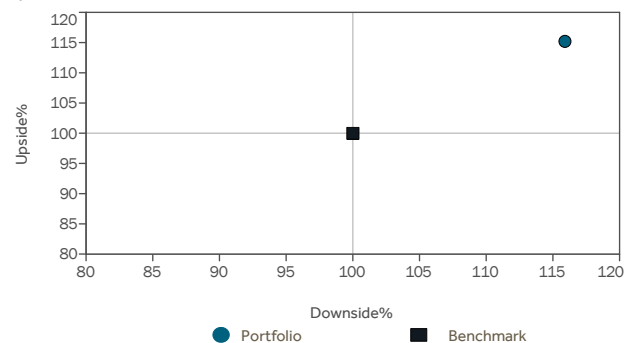


Cumulative Excess Return vs. Market Benchmark

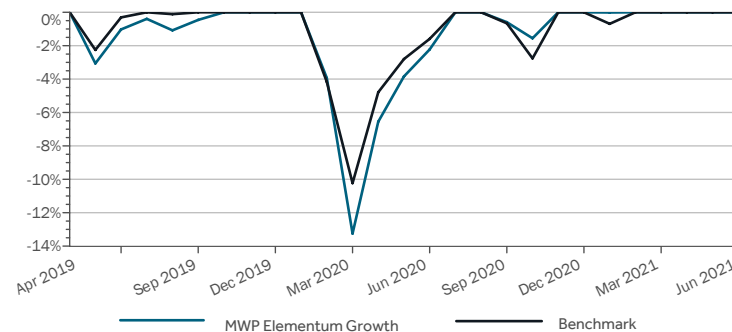


## Risk

Upside / Downside



Drawdown



## Periodic Returns

January, 2019 - June, 2021

		Jan	Feb	Mar	Q1	Apr	May	Jun	Q2	Jul	Aug	Sep	Q3	Oct	Nov	Dec	Q4	Year
MWP Elementum Growth	2021	-0.01	0.98	0.77	1.75	1.39	0.85	1.30	3.58	-	-	-	-	-	-	-	-	5.39
	2020	0.85	-3.93	-9.70	-12.51	7.72	2.90	1.68	12.71	3.64	2.13	-0.59	5.22	-0.97	7.06	2.65	8.83	12.92
	2019	-	-	-	-	-	-3.06	2.10	-	0.64	-0.69	0.63	0.58	0.99	2.91	0.39	4.33	-
Benchmark	2021	-0.69	0.98	2.06	2.35	2.34	1.61	0.61	4.62	-	-	-	-	-	-	-	-	7.08
	2020	1.35	-4.16	-6.33	-9.01	6.06	2.09	1.24	9.62	2.00	1.65	-0.66	3.00	-2.11	6.35	1.45	5.62	8.50
	2019	-	-	-	-	-	-2.25	1.99	-	0.52	-0.11	0.94	1.35	1.00	2.14	0.15	3.32	-

Benchmark: 20% FTSETMX91 20% FTSETMXUB 10% TSXCo 25% SP500 25% EAFE

Return Data Source: Returns are gross, composite time-weighted returns in C\$. The information herein has been obtained from sources that Canaccord Genuity Wealth Management believe to be reliable. However, Canaccord Genuity Wealth Management does not guarantee its accuracy or completeness and is not responsible for any errors or omissions. Reported returns and analytics are calculated on a time-weighted basis, are gross of fees but net of transactions costs, and are annualized for periods of longer than 12 months, unless otherwise stated. Past performance is not necessarily indicative of future results. Canaccord Genuity Wealth Management is a division of Canaccord Genuity Corp., Member of the Canadian Investor Protection Fund. Independent Wealth Management advisors are registered with IIROC through Canaccord Genuity Corp. and operate as agents of Canaccord Genuity Corp.